The Grim Ripper

Paint-ready needlepoint chart

Canvas approx 8.5 x 8.5 in

Design size 4.50 x 4.50 in	18 mesh	81 x 81 stitches	7 colors

Chart at a glance



Paint key

- A #FFF1AF 2672 stitches
  DMC 727
- B #D1D1D1 26 stitches
  DMC 168
- C #F6DC98 1153 stitches
  DMC 3822
- D #213063 1127 stitches
  DMC 823
- E #BF2D2D 9 stitches
  DMC 347
- F #B35F2B 117 stitches
  DMC 301
- G #F7A777 68 stitches
  DMC 402

Dot only = blank canvas. 0 = white paint. Other symbols = other paint colors.

Detailed pages repeat 3 rows or columns. Count repeated stitches once.

DMC stranded cotton: approximate screen matches. Check real thread before buying.

How the chart maps to needlepoint canvas

Each chart square tells you which woven crossing to paint.



Chart square

Painted crossing

One chart square = one painted canvas crossing

- Paint the horizontal and vertical strands where they cross.
- Keep the surrounding needle holes open.
- Find the canvas center before transferring the design.
- Use the five- and ten-stitch guides to count short sections.
- An odd stitch count has a center intersection.
- An even stitch count has a center between intersections.
- Test paint on scrap canvas.
- Work one color or nearby section at a time.
- Mark completed squares on the printed chart.
- A letter on white means intentional white paint.
- No letter or paint mark means bare canvas.

Counted chart overview

Overview only / paint from the detailed count pages / 81 x 81 stitches / 18 mesh / slate-blue center guides



Paint placement on canvas intersections

Use this view to see where paint belongs on the canvas. Use the detailed counted-chart pages for exact counting.



Detailed-page map

Slate-blue boxes and numbers show the area covered by each detailed count page.

Page boxes overlap by 3 stitches. Count repeated stitches once.



Detailed count page 1 of 4

Columns 1-42 / rows 1-42

Symbol = paint; dot only = bare canvas.

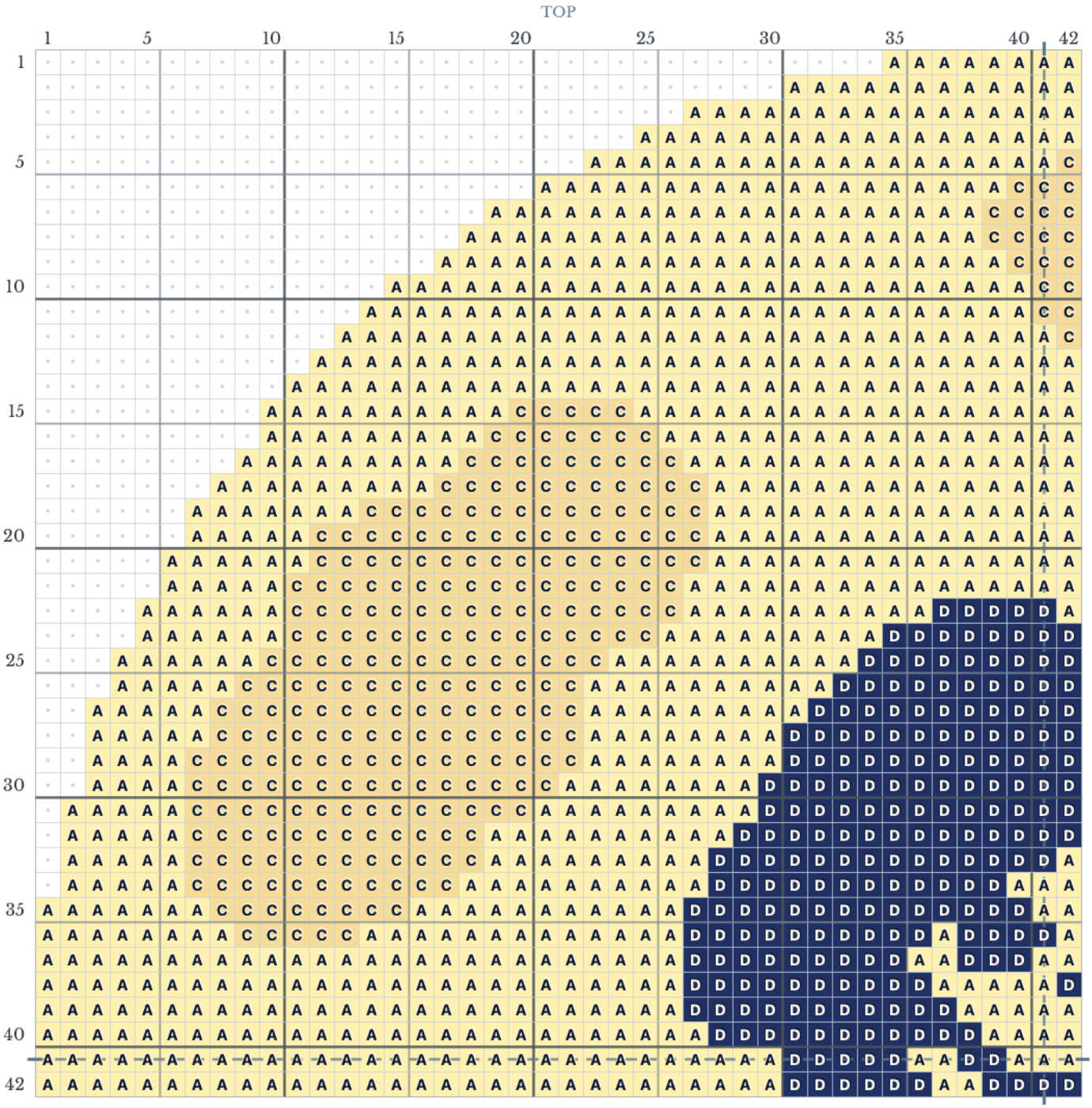

Detailed count page 2 of 4

Columns 40-81 / rows 1-42

First 3 columns repeat. Count once. Symbol = paint; dot only = bare canvas.



Detailed count page 3 of 4

Columns 1-42 / rows 40-81

First 3 rows repeat. Count once. Symbol = paint; dot only = bare canvas.

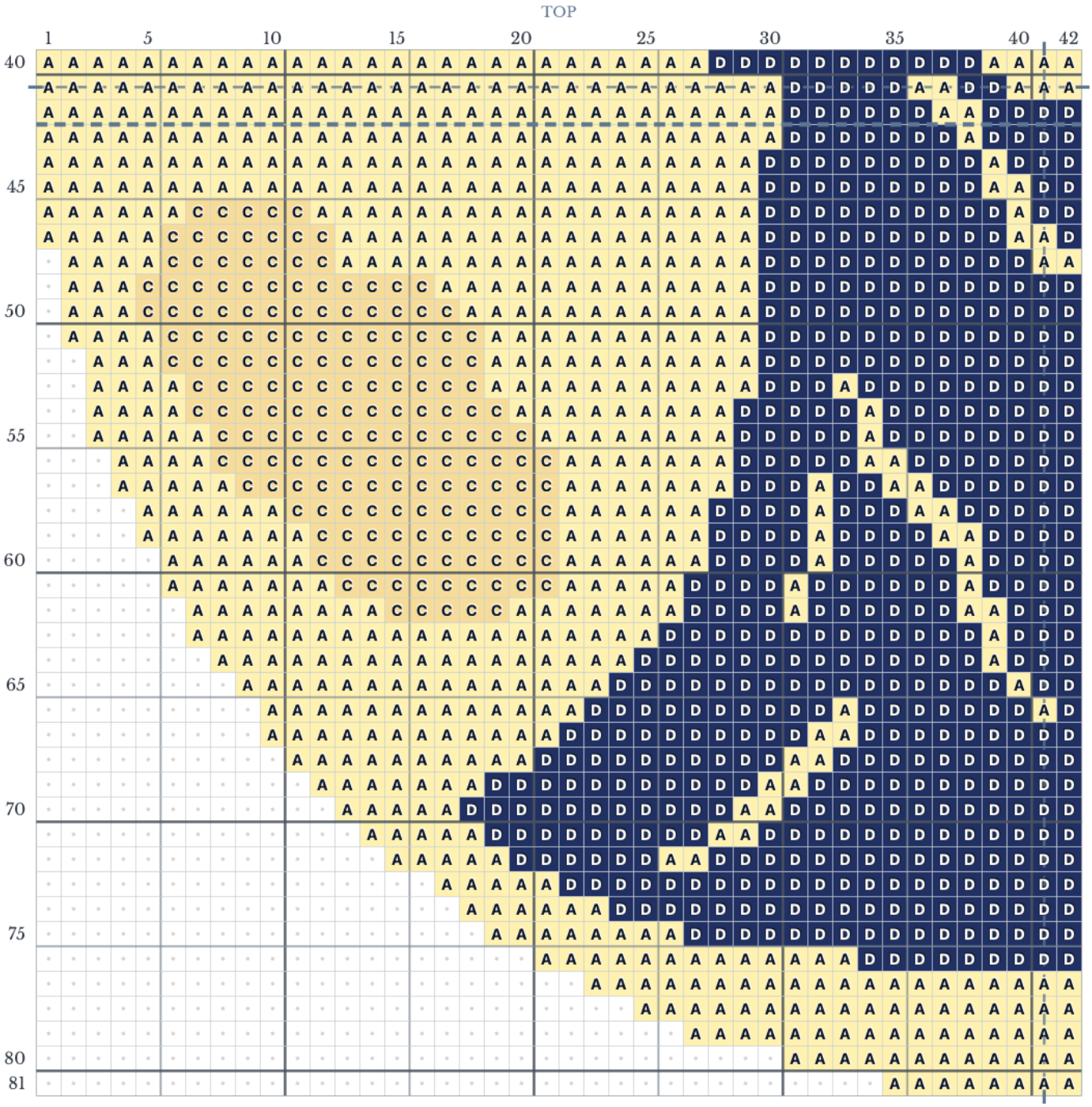

Detailed count page 4 of 4

Columns 40-81 / rows 40-81

First 3 rows and columns repeat. Count once. Symbol = paint; dot only = bare canvas.

